



Landscape Type

OVERVIEW

The mini rail solution facilitates the rapid mounting of framed PV modules on trapezoidal metal roofs.

Simple structure allows it to be installed on the roof easily. The EPDM rubber pad is in the package for perfect waterproofing.

FEATURE

1. Save installation time and cost. Fast installation with railless to save cost.
2. Perfect waterproofing. EPDM gasket under mini rails to protect from water leakage.
3. Universal for the most types of trapezoidal metal roofs.
4. Customized design. Length of mini rail can be customized.

Portrait Mini Rail Landscape Mini Rail









SPECIFICATION

System Name	MetaRoof-MT-Mini rail
Roof Type	Metal roof
Tilt Angle	0°-45°
Wind Load	60m/s
Snow Load	1.6KN/m ²
Applicable Solar Module	Framed/Frameless
Panel Layout	Portrait/Landscape
Design Standard	BS EN1991, ASCE7-10, BS 6399, AS-NZS 1170, GB 50009-2012, MS 1553
Material	AL-6005-T6 & SUS304&EPDM
Color	Sliver/Black
Warranty	10-year

CERTIFICATE



	Description	4-Panel	6-Panel	8-Panel	10-Panel	12-Panel
1	 Landscape Mini Rail L150	10	14	18	22	26
2	 Portrait Mini Rail L440	10	14	18	22	26
3	 End Clamp	4	4	4	4	4
4	 Mid Clamp	6	10	14	18	22
5	 Grounding Clip	10	14	18	22	26
6	 Cable Clip	4	6	8	10	12